



# Amended Certificate of Analysis

Report Published: 12/04/2020

**Client Name:** Transition Treats / Rebecca Vant Hof

**Address:** 246 W 650 North, La Porte, IN 46350

**Phone:** 312-296-7900

**Certificate Number:** 1309.8

**License Number:** N/A



<b>Sample Description:</b> TT CBD Oil 3,000	<b>Sampling Plan:</b> N/A - Client Sampled
<b>Sample ID:</b> 309	<b>Sampling Date:</b> 10/16/2020
<b>Sample Type:</b> Concentrate	<b>Date Received:</b> 10/16/2020
<b>Strain:</b> Hybrid	<b>Sampling Method:</b> N/A - Client Sampled

## Results Summary

### Potency - DAD

✓ TESTED

**Date Analyzed:** 10/19/2020

**Date Completed:** 10/22/2020

**Instrument:** Agilent 1100 LC-DAD

**Method Used:** SOP\_001, SOP\_002

**Lab Tech:** Nicholas Williams

### Pesticides

✓ PASS

**Date Analyzed:** 10/26/2020

**Date Completed:** 10/28/2020

**Instrument:** Agilent 1100 LC/  
Thermo TSQ Quantum TQMS

**Method Used:** SOP\_001, SOP\_003

**Lab Tech:** Nicholas Williams

### Terpenes

✓ TESTED

**Date Analyzed:** N/A

**Date Completed:** 10/22/2020

**Instrument:** Agilent 6890 HS-GC-FID

**Method Used:** SOP\_015

**Lab Tech:** Nicholas Williams

### Heavy Metals

✓ PASS

**Date Analyzed:** 10/27/2020

**Date Completed:** 10/29/2020

**Instrument:** Agilent 7800 ICP-MS

**Method Used:** SOP\_001, SOP\_009

**Lab Tech:** Nicholas Williams

## Potency - DAD

**TESTED**

**Date Analyzed:** 10/19/2020  
**Instrument:** Agilent 1100 LC-DAD

**Date Completed:** 10/22/2020  
**Lab Tech:** Nicholas Williams

**Moisture Content (%):** 0  
**Serving Size (g):** 0.05

Cannabinoid	Result (%)	Result (mg/g)	Result (mg/serving)	LOD (%)	LOQ (%)	Relative Abundance
CBDV	ND	ND	ND	0.0500	0.1000	
CBDA	ND	ND	ND	0.0500	0.1000	
CBD	11.758	117.581	5.879	0.0500	0.1000	
THCV	ND	ND	ND	0.0500	0.1000	
THCA	ND	ND	ND	0.0500	0.1000	
Δ9 THC	ND	ND	ND	0.0500	0.1000	
Δ8 THC	ND	ND	ND	0.0500	0.1000	
CBN	ND	ND	ND	0.0500	0.1000	
CBC	ND	ND	ND	0.0500	0.1000	
CBGA	ND	ND	ND	0.0500	0.1000	
CBG	ND	ND	ND	0.0500	0.1000	
Total THC	ND	ND	ND			
Total CBD	11.758	117.581	5.879			
Total Cannabinoids	11.758	117.581	5.879			

**Total THC** = THC + (THCA x 0.877)

**Total CBD** = CBD + (CBDA x 0.877)

**Total Cannabinoids** = Sum of all cannabinoids without THC/CBD corrections.

**LOD** = Limit of Detection; **LOQ** = Limit of Quantitation; **NR** = Not Reported; **ND** = Not Detected.

The reported result is based on a sample weight with the applicable moisture content for that sample.

Relative Abundance represents the percentage of each analyte compared with the total cannabinoid content.

### Additional Comments

Note: this was a 30 mL bottle expected to be at 3000 total mg of CBD. 1 serving was considered a drop (0.05 mL), making 600 servings per bottle.

## Pesticides

**PASS**

**Date Analyzed:** 10/26/2020

**Instrument:** Agilent 1100 LC/Thermo TSQ Quantum TQMS

**Date Completed:** 10/28/2020

**Lab Tech:** Nicholas Williams

Pesticide	Result (ppb)	LOD (ppb)	LOQ (ppb)	Limit (ppb)	Status
Acephate	ND	20.0000	50.0000	50	Pass
Azoxystrobin	ND	2.0000	6.0000	6	Pass
Bifenazate	ND	2.0000	10.0000	20	Pass
Carbofuran	ND	10.0000	20.0000	100	Pass
Chlorantraniliprole	ND	10.0000	20.0000	20	Pass
Coumaphos	ND	10.0000	10.0000	150	Pass
Daminozide	ND	20.0000	1000.0000	Not Registered	
Diazinon	ND	2.0000	10.0000	50	Pass
Dimethomorph	ND	10.0000	20.0000	50	Pass
Etoxazole	ND	2.0000	10.0000	10	Pass
Fenoxycarb	ND	200.0000	200.0000	Not Registered	
Fenpyroximate	ND	10.0000	10.0000	10	Pass
Fipronil	ND	2.0000	10.0000	10	Pass
Imazalil	ND	2.0000	10.0000	10	Pass
Metalaxyl	ND	2.0000	10.0000	20	Pass
Methiocarb	ND	20.0000	200.0000	Not Registered	
Methomyl	ND	20.0000	50.0000	100	Pass
Mevinphos	ND	100.0000	200.0000	Not Registered	
Oxamyl I	ND	10.0000	10.0000	50	Pass
Paclobutrazol	ND	20.0000	20.0000	Not Registered	
Piperonyl-butoxide	ND	2.0000	20.0000	100	Pass
Prallethrin	ND	100.0000	100.0000	1000	Pass
Propiconazole	ND	20.0000	20.0000	50	Pass
Propoxur	ND	10.0000	20.0000	Not Registered	
Pyridaben	ND	10.0000	10.0000	10	Pass
Spinetoram	ND	10.0000	20.0000	40	Pass
Spinosad	ND	2.0000	10.0000	10	Pass
Spiromesifen	ND	10.0000	10.0000	10	Pass
Spirotetramat	ND	2.0000	10.0000	10	Pass
Spiroxamine	ND	2.0000	10.0000	50	Pass
Tebuconazole	ND	10.0000	20.0000	50	Pass
Trifloxystrobin	ND	10.0000	10.0000	10	Pass

**Not Registered** = Not registered by the EPA - no state action limit applied.

## Terpenes

**TESTED**

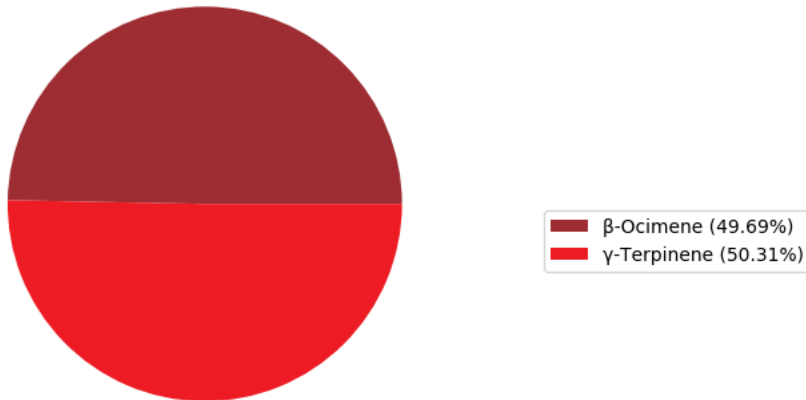
**Date Analyzed:** N/A  
**Instrument:** Agilent 6890 HS-GC-FID

**Date Completed:** 10/22/2020  
**Lab Tech:** Nicholas Williams

Terpene	Result (%)	LOD (%)	LOQ (%)
Isoborneol	ND	0.0005	0.0045
Menthol	ND	0.0005	0.0045
Borneol	ND	0.0005	0.0045
Terpineol	ND	0.0005	0.0045
Nerol	ND	0.0005	0.0045
Geraniol	ND	0.0005	0.0045
Pulegone	ND	0.0005	0.0045
Geranyl Acetate	ND	0.0005	0.0045
$\alpha$ -Cedrene	ND	0.0005	0.0045
trans-Caryophyllene	ND	0.0005	0.0045
$\alpha$ -Humulene	ND	0.0005	0.0045
cis-Nerolidol	ND	0.0005	0.0045
trans-Nerolidol	ND	0.0005	0.0045
Caryophyllene Oxide	ND	0.0005	0.0045
Guaiol	ND	0.0005	0.0045
Cedrol	ND	0.0005	0.0045
$\alpha$ -Bisabolol	ND	0.0005	0.0045

Terpene	Result (%)	LOD (%)	LOQ (%)
Camphene	ND	0.0005	0.0045
Sabinene	ND	0.0005	0.0045
$\alpha$ -Pinene	ND	0.0005	0.0045
$\beta$ -pinene	ND	0.0005	0.0045
$\beta$ -myrcene	ND	0.0005	0.0045
$\alpha$ -Phellandrene	ND	0.0005	0.0045
(1S)-(+)-3-Carene	ND	0.0005	0.0045
$\alpha$ -Terpinene	ND	0.0005	0.0045
limonene	ND	0.0005	0.0045
$\beta$ -Ocimene	0.005	0.0005	0.0045
Eucalyptol	ND	0.0005	0.0045
$\gamma$ -Terpinene	0.005	0.0005	0.0045
Terpinolene	ND	0.0005	0.0045
Linalool	ND	0.0005	0.0045
(+)-Fenchone	ND	0.0005	0.0045
Fenchyl Alcohol	ND	0.0005	0.0045
Camphor	ND	0.0005	0.0045

### Terpene Distribution (Relative % of Total Terpenes)



## Heavy Metals

**PASS**

**Date Analyzed:** 10/27/2020  
**Instrument:** Agilent 7800 ICP-MS

**Date Completed:** 10/29/2020  
**Lab Tech:** Nicholas Williams

Heavy Metals	Result (ppb)	LOD (ppb)	LOQ (ppb)	Limit (ppb)	Status
Lead	ND	0.7000	83.5000	500	Pass
Arsenic	ND	2.2500	83.5000	1500	Pass
Cadmium	ND	1.2500	83.5000	500	Pass
Mercury	ND	4.1080	8.3500	3000	Pass
Chromium	ND	6.1460	83.5000	2000	Pass

**CBD Isolate**

<b>Batch ID:</b>	2011012910	<b>Test ID:</b>	T000108061
<b>Type:</b>	MIP	<b>Submitted:</b>	11/04/2020 @ 01:10 PM
<b>Test:</b>	Microbial Contaminants	<b>Started:</b>	11/6/2020
<b>Method:</b>	TM24, TM25, TM26, TM27, TM28	<b>Reported:</b>	11/9/2020

**MICROBIAL CONTAMINANTS**

Contaminant	Result (CFU/g)*
<b>Total Aerobic Count**</b>	None Detected
<b>Total Coliforms**</b>	None Detected
<b>Total Yeast and Molds**</b>	None Detected
<b>E. coli</b>	Absent
<b>STEC and 0157 E. coli</b>	None Detected
<b>Salmonella</b>	None Detected

\* CFU/g = Colony Forming Unit per Gram

\*\* Values recorded in scientific notation, a common microbial practice of expressing numbers that are too large to be conveniently written in decimal form.

Examples:  $10^2 = 100$  CFU  
 $10^3 = 1,000$  CFU  
 $10^4 = 10,000$  CFU  
 $10^5 = 100,000$  CFU

**NOTES:**


Free from visual mold, mildew, and foreign matter


TYM: None Detected

Total Aerobic: None Detected

Coliforms: None Detected

**FINAL APPROVAL**

  
 Tori King  
 9-Nov-2020  
 5:30 PM

  
 Greg Zimpfer  
 9-Nov-2020  
 7:52 PM

PREPARED BY / DATE

APPROVED BY / DATE

Testing results are based solely upon the sample submitted to Botanacor Laboratories, LLC, in the condition it was received. Botanacor Laboratories, LLC warrants that all analytical work is conducted professionally in accordance with all applicable standard laboratory practices using validated methods. Data was generated using an unbroken chain of comparison to NIST traceable Reference Standards and Certified Reference Materials. This report may not be reproduced, except in full, without the written approval of Botanacor Laboratories, LLC. ISO/IEC 17025:2005 Accredited A2LA Certificate Number 4329.03. Testing associated with this certificate of analysis performed by an external ISO17025 accredited provider.



Certificate #4329.03

**CBD Isolate**

<b>Batch ID:</b>	2011012910	<b>Test ID:</b>	T000108062
<b>Type:</b>	Concentrate	<b>Submitted:</b>	11/04/2020 @ 01:10 PM
<b>Test:</b>	Pesticides	<b>Started:</b>	11/5/2020
<b>Method:</b>		<b>Reported:</b>	11/6/2020


**PESTICIDE RESIDUE**


Compound	Dynamic Range (ppb)	Result (ppb)	Compound	Dynamic Range (ppb)	Result (ppb)
Acephate	39 - 2021	ND*	Malathion	251 - 2021	ND*
Acetamiprid	32 - 2021	ND*	Metalaxyl	31 - 2021	ND*
Abamectin	>161	ND*	Methiocarb	33 - 2021	ND*
Azoxystrobin	32 - 2021	ND*	Methomyl	35 - 2021	ND*
Bifenazate	28 - 2021	ND*	MGK 264 1	138 - 2021	ND*
Boscalid	31 - 2021	ND*	MGK 264 2	101 - 2021	ND*
Carbaryl	33 - 2021	ND*	Myclobutanil	36 - 2021	ND*
Carbofuran	32 - 2021	ND*	Naled	41 - 2021	ND*
Chlorantraniliprole	35 - 2021	ND*	Oxamyl	34 - 2021	ND*
Chlorpyrifos	31 - 2021	ND*	Paclobutrazol	36 - 2021	ND*
Clofentezine	220 - 2021	ND*	Permethrin	248 - 2021	ND*
Diazinon	243 - 2021	ND*	Phosmet	34 - 2021	ND*
Dichlorvos	>232	ND*	Prophos	210 - 2021	ND*
Dimethoate	31 - 2021	ND*	Propoxur	32 - 2021	ND*
E-Fenpyroximate	201 - 2021	ND*	Pyridaben	235 - 2021	ND*
Etofenprox	30 - 2021	ND*	Spinosad A	23 - 2021	ND*
Etoxazole	238 - 2021	ND*	Spinosad D	65 - 2021	ND*
Fenoxycarb	>32	ND*	Spiromesifen	>217	ND*
Fipronil	41 - 2021	ND*	Spirotetramat	>243	ND*
Flonicamid	32 - 2021	ND*	Spiroxamine 1	14 - 2021	ND*
Fludioxonil	>215	ND*	Spiroxamine 2	19 - 2021	ND*
Hexythiazox	32 - 2021	ND*	Tebuconazole	251 - 2021	ND*
Imazalil	239 - 2021	ND*	Thiacloprid	34 - 2021	ND*
Imidacloprid	36 - 2021	ND*	Thiamethoxam	32 - 2021	ND*
Kresoxim-methyl	33 - 2021	ND*	Trifloxystrobin	32 - 2021	ND*

\* ND = None Detected (Defined by Dynamic Range of the method)

N/A

**FINAL APPROVAL**

  
 Taylor Brevik  
 6-Nov-2020  
 12:49 PM

  
 Ben Minton  
 6-Nov-2020  
 2:18 PM

PREPARED BY / DATE

APPROVED BY / DATE

Testing results are based solely upon the sample submitted to Botanacor Laboratories, LLC, in the condition it was received. Botanacor Laboratories, LLC warrants that all analytical work is conducted professionally in accordance with all applicable standard laboratory practices using validated methods. Data was generated using an unbroken chain of comparison to NIST traceable Reference Standards and Certified Reference Materials. This report may not be reproduced, except in full, without the written approval of Botanacor Laboratories, LLC.

## CBD Isolate

<b>Batch ID:</b>	2011012910	<b>Test ID:</b>	T000108063
<b>Type:</b>	Other	<b>Submitted:</b>	11/04/2020 @ 01:10 PM
<b>Test:</b>	Metals	<b>Started:</b>	11/6/2020
<b>Method:</b>	TM19	<b>Reported:</b>	11/9/2020

## HEAVY METALS


Analyte	Dynamic Range (ppm)	Result (ppm)
Arsenic	0.099 - 9.85	ND
Cadmium	0.102 - 10.20	ND
Mercury	0.104 - 10.30	ND
Lead	0.096 - 9.56	ND

\* ND = None Detected (Defined by Dynamic Range of the method)

## FINAL APPROVAL

  
Ryan Weems  
9-Nov-2020  
3:06 PM

PREPARED BY / DATE

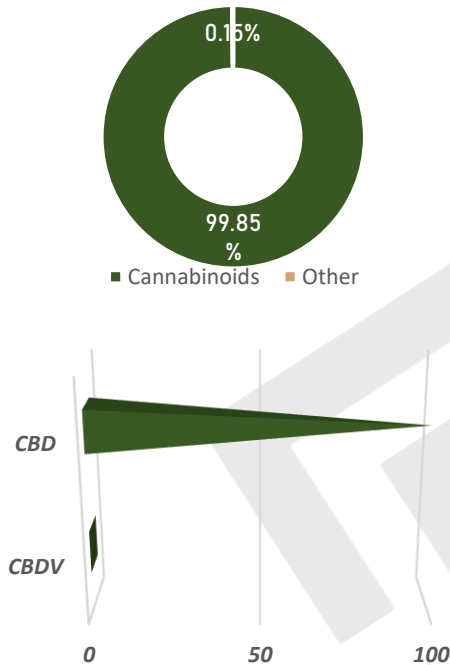
  
Greg Zimpfer  
9-Nov-2020  
8:08 PM

APPROVED BY / DATE

Testing results are based solely upon the sample submitted to Botanacor Laboratories, LLC, in the condition it was received. Botanacor Laboratories, LLC warrants that all analytical work is conducted professionally in accordance with all applicable standard laboratory practices using validated methods. Data was generated using an unbroken chain of comparison to NIST traceable Reference Standards and Certified Reference Materials. This report may not be reproduced, except in full, without the written approval of Botanacor Laboratories, LLC.



Batch ID:	2011012910	Received:	10/26/2020	Test:	Potency
Sample Type:	CBD Isolate	Analyzed:	10/27/2020		

**CANNABINOID PROFILE**
**TOTAL CANNABINOID CONTENT**


Cannabinoid	LOQ (%)	Result (%)	Result (mg/g)
Cannabidiol (CBD)	0.03	99.60	996.02
Cannabigerol (CBG)	0.02	0.00	0.00
$\Delta$ 9-Tetrahydrocannabinol ( $\Delta$ 9-THC)	0.07	0.00	0.00
Cannabicitran (CBT)	0.02	0.00	0.00
Cannabichromene (CBC)	0.03	0.00	0.00
Cannabinol (CBN)	0.02	0.00	0.00
Cannabicyclol (CBL)	0.02	0.00	0.00
Tetrahydrocannabivarin (THCV)	0.05	0.00	0.00
$\Delta$ 8-Tetrahydrocannabinol ( $\Delta$ 8-THC)	0.06	0.00	0.00
Tetrahydrocannabivarinic acid (THCVA)	0.03	0.00	0.00
Cannabigerolic acid (CBGA)	0.02	0.00	0.00
Cannabidiolic acid (CBDA)	0.02	0.00	0.00
Cannabidivarin (CBDV)	0.02	0.25	2.52
$\Delta$ 9-Tetrahydrocannabinolic acid (THCA)	0.03	0.00	0.00
Cannabidivarinic Acid (CBDVA)	0.01	0.00	0.00
<b>Total Cannabinoids**</b>		<b>99.85</b>	<b>998.54</b>
<b>Total Potential <math>\Delta</math>9-THC*</b>		<b>0.00</b>	<b>0.00</b>
<b>Total Potential CBD*</b>		<b>99.60</b>	<b>996.02</b>
<b>Total Potential CBG*</b>		<b>0.00</b>	<b>0.00</b>

\* Total Potential THC/CBD/CBG is calculated using the following formulas to consider the loss of a carboxyl group during decarboxylation step.

\*Total THC = THC + (THCa \* (0.877)) and Total CBD = CBD + (CBDa \* (0.877)) and Total CBG = CBG + (CBGa \* (0.877))

\*\* Total Cannabinoids result reflects the absolute sum of all cannabinoids detected.

% = % (w/w) = Percent (Weight of Analyte / Weight of Product)

**REMARKS**

Passed visual inspection for particulates, mold, mildew, and other foreign substances.

**FINAL AUTHORIZATION**

<i>M. Zapata</i>	27-Oct-20	<i>[Signature]</i>	27-Oct-20	<i>Madi S</i>	27-Oct-20
ANALYZED BY/DATE		AUTHORIZED BY / DATE		RELEASED BY/DATE	

Laboratory results are based on the sample submitted to Extract Labs, INC, in the condition it was received. Extract Labs, INC warrants that all analyses performed were done in a professional manner in accordance with all relevant standard laboratory practices and good manufacturing practices. Extract Labs, INC is currently in the process of obtaining ISO 17025 accreditation but has not yet been obtained. All data was generated using certified reference materials and NIST traceable reference standards. Report can only be reproduced with the written consent of Extract Labs, INC.



Batch ID:	2011012910	Received:	10/26/2020	Test:	Residual Solvents
Sample Type:	CBD Isolate	Analyzed:	10/28/2020		

**RESIDUAL SOLVENTS**

SOLVENT	REPORTABLE RANGE	RESULT (ppm)
Acetone	100-1000	0.00
Acetonitrile	100-1000	0.00
Benzene	0.2-4	0.00
Butanes	100-1000	0.00
Ethanol	100-1000	0.00
Ethyl Acetate	100-1000	0.00
Heptane	100-1000	0.00
Hexanes	6-120	0.00
Isopropyl Alcohol	100-1000	0.00
Methanol	100-1000	0.00
Pentane	100-1000	0.00
Propane	100-1000	0.00
Toluene	18-360	0.00
Xylenes	43-860	0.00

**REMARKS**

Passed visual inspection for particulates, mold, mildew, and other foreign substances.

**FINAL AUTHORIZATION**

<i>M. Zapata</i>	28-Oct-20	<i>[Signature]</i>	28-Oct-20	<i>Madi S</i>	28-Oct-20
ANALYZED BY/DATE		AUTHORIZED BY / DATE		RELEASED BY/DATE	

Laboratory results are based on the sample submitted to Extract Labs, INC, in the condition it was received. Extract Labs, INC warrants that all analyses performed were done in a professional manner in accordance with all relevant standard laboratory practices and good manufacturing practices. Extract Labs, INC is currently in the process of obtaining ISO 17025 accreditation but has not yet been obtained. All data was generated using certified reference materials and NIST traceable reference standards. Report can only be reproduced with the written consent of Extract Labs, INC.

